Subject
Fuel Injection Active Test Remedy - 2GR-FKS

Market
USA

Service Category
Engine/Hybrid System

Section
Fuel System

Applicability
2016 MY 2GR-FKS vehicles

APPLICABLE VEHICLES

2016	Tacoma

CONDITION

TMS has discovered the current engine active test “Control the Injection Mode” is not operating as desired when controlling the direct injectors manually on 2GR-FKS engines.

When direct injection is started and then stopped using the active test, current ECU logic does not turn off the direct injectors and can cause DTCs P017200, P017500 and P0160300.

In order to avoid this condition, technicians should raise engine RPM when changing from Direct Injection active test to Port Injection active test.

Use the recommended procedure below to avoid this concern while testing injection mode of 2GR-FKS equipped vehicles.

NOTE: If the active test is used multiple times without using this procedure to raise engine RPM, it may be necessary to reset learning values for fuel trim and Air to Fuel ratio before returning vehicle to customer.

RECOMMENDATIONS

- System Select → Active Test → Control the Injection Mode → OK

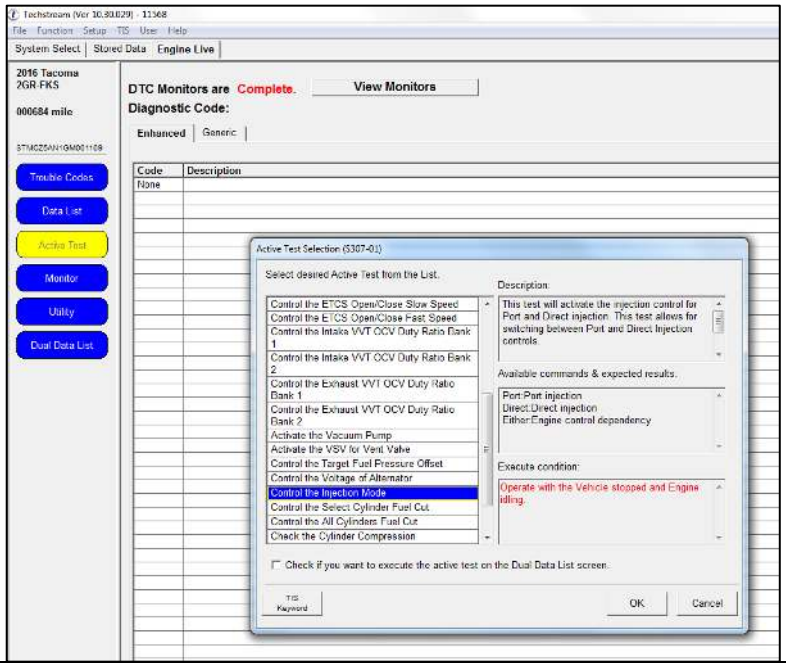

© 2015, Toyota Motor Sales, USA

Ver. 2.6 09/01/2015 T

Subject

Fuel Injection Active Test Remedy - 2GR-FKS

Market: USA

Applicability

RECOMMENDATIONS

- After selecting the criteria desired for monitoring, the following screen will appear:

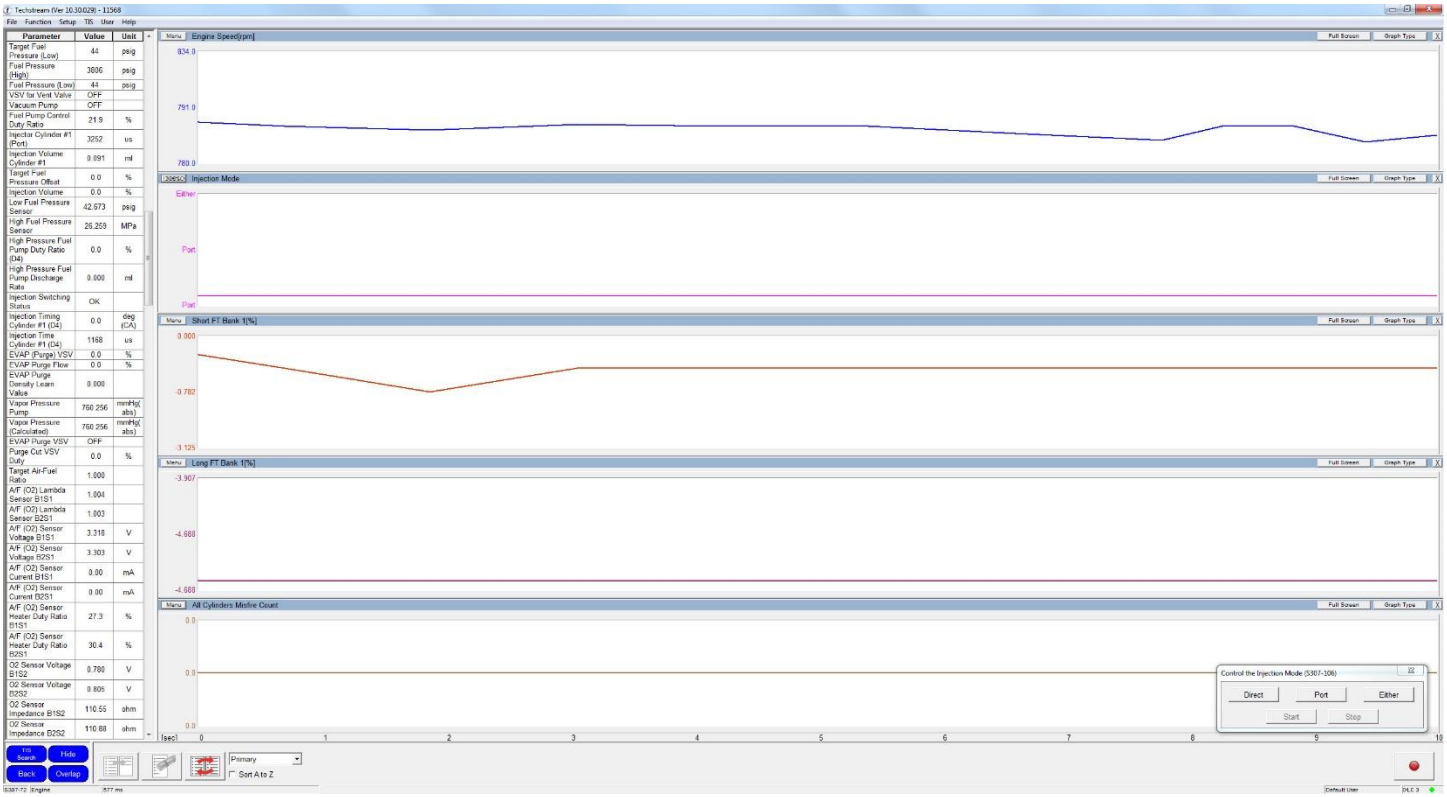

- Utilize the active test control window to command direct injectors or port injectors to “Start” and “Stop.”

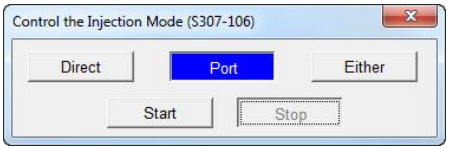

Key Point:

When switching from direct injection active test, to port injection active test, raise engine RPM to 2,000 RPM for 5 seconds immediately after pressing “Port → Start” as shown below.

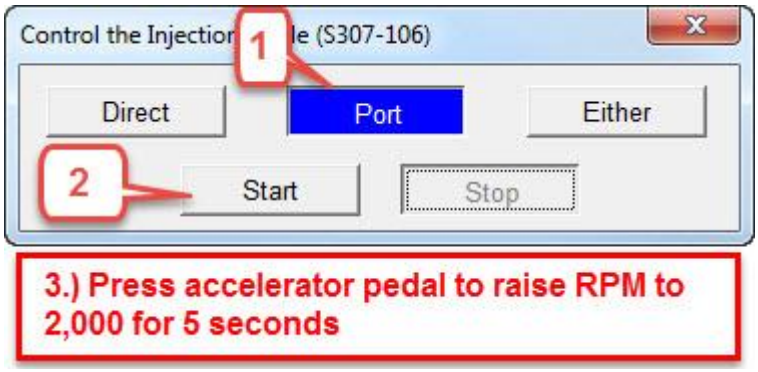

© 2015, Toyota Motor Sales, USA

Ver. 2.6 09/01/2015 T

Subject
Fuel Injection Active Test Remedy - 2GR-FKS

Market
USA

Applicability

RECOMMENDATIONS

- The data below shows an example of NG condition with no RPM increase, and Good condition with RPM increase.



- TMS is in the process of revising the Techstream software to include a special notice when selecting "Port → Start" after using direct injection active test which will appear as:

Notice:
To avoid potential stall condition and negative impact to learning values, immediately apply accelerator pedal to reach 2,000 RPM for 5 seconds after pressing "Start" to enable port injection mode.

© 2015, Toyota Motor Sales, USA

Ver. 2.6 09/01/2015 T

Subject

Fuel Injection Active Test Remedy - 2GR-FKS

Market

USA

Applicability

LINK REFERENCES

This Tech Tip does not contain any link references

© 2015, Toyota Motor Sales, USA